

# Phoenix LED Series

## Design QWP Wall Mount Luminaire

25 Watt 50 Watt or 90 Watt Super Bright White LED  
Up To 150,000 Hour Average Rated Life

### THINK GREEN WITH LED LIGHTING

LED's (Light Emitting Diodes) are more efficient than traditional H.I.D. (High Intensity Discharge) light sources consuming as much as 75% less energy.

H.I.D. Light sources (Metal Halide and High Pressure Sodium) are rated at 10,000 to 20,000 hours useful life. LED's are rated up to 80,000 hours providing much lower maintenance costs.

LED fixtures providing better energy efficiency and a better quality of useable light.



### Specifications

**Housing:** Heavy duty cast aluminum with quick mount system. Powder coated finish. See finish note.

**Lens:** Clear high impact tempered glass silicone sealed to lens frame.

**Reflector:** Anodized aluminum, computer designed with LED array for efficiency and wide distribution.


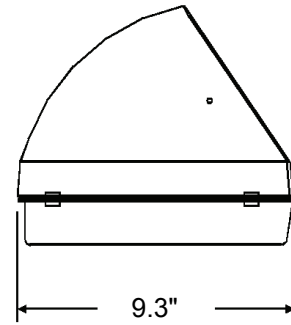
**Light Source:** Super bright white 25W, 50W or 90W LED array with cast aluminum heat sink 3500K or 4900K color temp. 120V—277V LED driver.

**Finish:** Bronze, detergent cleaned, prime coated chip resistant powder urethane polyester coating. Contact factory for other colors.

**Photometric Information:** Contact factory.

**Labels:** U/L, CUL listed suitable for wet location.

*SPECIFICATIONS SUBJECT TO CHANGE WITHOUT NOTICE*



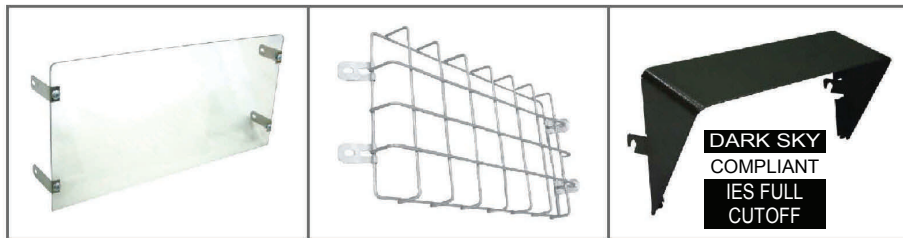
### Ordering Information

Catalog Number	Watts	Light Source
QWP25L	25	Super Bright LED
QWP50L	50	Super Bright LED
QWP90L	90	Super Bright LED

**Phoenix LED Series**  
**Design QWP Wall Mount Luminaire**  
25 Watt 50 Watt or 90 Watt Super Bright White LED  
Up To 150,000 Hour Average Rated Life

Contact Factory  
For  
Photometric  
Information

Options & Accessories



**QWPVS** Vandel Shield

**QWPWG** Wire Guard

**QWPVI** Visor

**Option**

**Order Catalog Number**

Photocell

QWPPC(voltage)